

OA 7th Tradition

Every OA group ought to be fully self-supporting, declining outside contributions.

Your contributions help make sure there is a place for compulsive eaters to meet and share their recovery. Your donation goes toward covering the purchase of supplies, literature, meeting space rental, and childcare services during our meeting. Our monthly expenses are \$135.

Donations are completely optional. The suggested weekly donation is \$5. While we are meeting virtually via Zoom, there are **four ways you can donate**:

Options:

1. Each week you can add your donation to an envelope that you keep at your home. When we start meeting in person again, you can then give the envelope to Pam G.
2. You can mail cash or check to Pam G (our treasurer):
 - a. Pam G.
P.O. Box 45
Lafayette, CO 80026
 - b. Make checks out to "Overeaters Anonymous Saturday Boulder"
3. You can make your donation via mailing a check to the Northern Colorado Intergroup of OA.
 - a. Please make your check out to "**NCIGOA Treasurer**"
 - b. In the memo line, please write: **Group #33429**
 - c. Mail your check to:

**NCIOA
PO Box 1725
Longmont CO 80502**

Attn: Group 33429 Donation

4. You can **Google Pay** your donation to our OA treasurer: Pam G
 - a. **About GPay:**
 - <https://pay.google.com/about/learn/>
 - There is no fee to send money.
 - b. **How to Set-up:**
 - Download the app on Google Play or the App Store, or visit pay.google.com.
 - Sign into your Google Account and add a payment method.
 - c. **How to Send money on your mobile device:**
 - Open Google Pay.
 - Enter Pam's email address: **pamohua@gmail.com**

- Enter the amount you want to send. e.g. \$5
- Click 'Add note' and enter: **OA Dues**
- At the bottom, tap Send.

d. How to Send money on your computer:


- On your computer, go to pay.google.com.
 - Click Send or request money.
 - Click Send money.
 - Enter the amount you want to send. e.g. \$5
 - Enter Pam's email address: pamohua@gmail.com
 - Include a memo: **OA Dues**
 - Check that the amount and payment method are correct.
 - Click Send.
 - If you made a mistake or changed your mind, click Cancel Transfer.
-
- *If the payment is not claimed within 14 days, the money will be returned to you.*

⇒ *Recommended Privacy Setting for GPAY: enable a PIN and turn off info sharing*

Settings




General settings

These settings apply only to Google Pay

- Require PIN to send money** 
Enter your Google Account PIN every time you use Google Pay to send money
[Reset PIN](#)
- Receive commercial payments**
Turn this on if you plan to occasionally use Google Pay for commercial purposes, like collecting rent or accepting payments for services
- Email updates**
Get invites to give feedback, exclusive offers, and tips from Google Pay

Privacy settings

~~Uncheck these~~

-  Allow Google Payment Corporation to share third party creditworthiness information about you with other companies owned and controlled by Google LLC for their everyday business purposes.
-  Allow your personal information to be used by other companies owned and controlled by Google LLC to market to you. Opting out here does not impact whether other companies owned and controlled by Google LLC can market to you based on information you provide to them outside of Google Payment Corporation.
-  Allow Google LLC or its affiliates to inform a third party merchant, whose site or app you visit, whether you have a Google Payments account that can be used for payment to that merchant. Opting out may impact your ability to use Google Payments to transact with certain third party merchants.

[Cancel](#)

[Save](#)